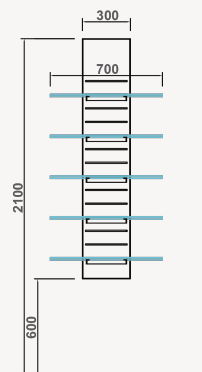


## LINHA METAL 1

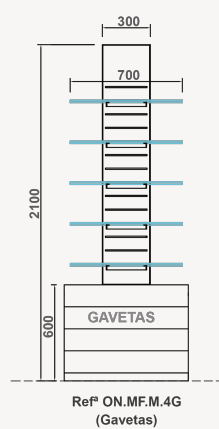
Ref<sup>a</sup> ON.MF.M1



Ref<sup>a</sup> ON.MF.M.1S.5

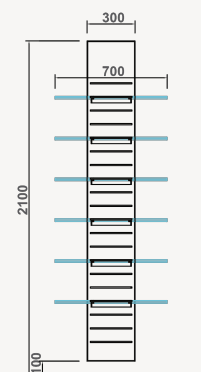


Ref<sup>a</sup> ON.MF.M.1S.5



Ref<sup>a</sup> ON.MF.M.4G  
(Gavetas)

Ref<sup>a</sup> ON.MF.M.1S.6



### Lineares

- » Linear em chapa de aço lacado
- » Prateleiras em vidro temperado de 8mm incolor

Ref. ON.MF.M1S.6

Linear com 6 prateleiras em vidro

- » 6 prateleiras com 700x250mm
- » Medidas exteriores: 300x2000mm (LxA)

Ref. ON.MF.M1S.5

Linear com 5 prateleiras em vidro

- » 5 prateleiras com 700x250mm
- » Medidas exteriores: 300x1500mm (LxA)

### Gavetas

Ref<sup>a</sup> ON.MF.M1S.4G

- » Móvel inferior com 1 gaveta (normal)
- » Exterior em MDF de 19mm lacado ou folheado
- » Medidas exteriores: 775x320x375mm (LxPxA)

Opcional:

Gavetas técnicas